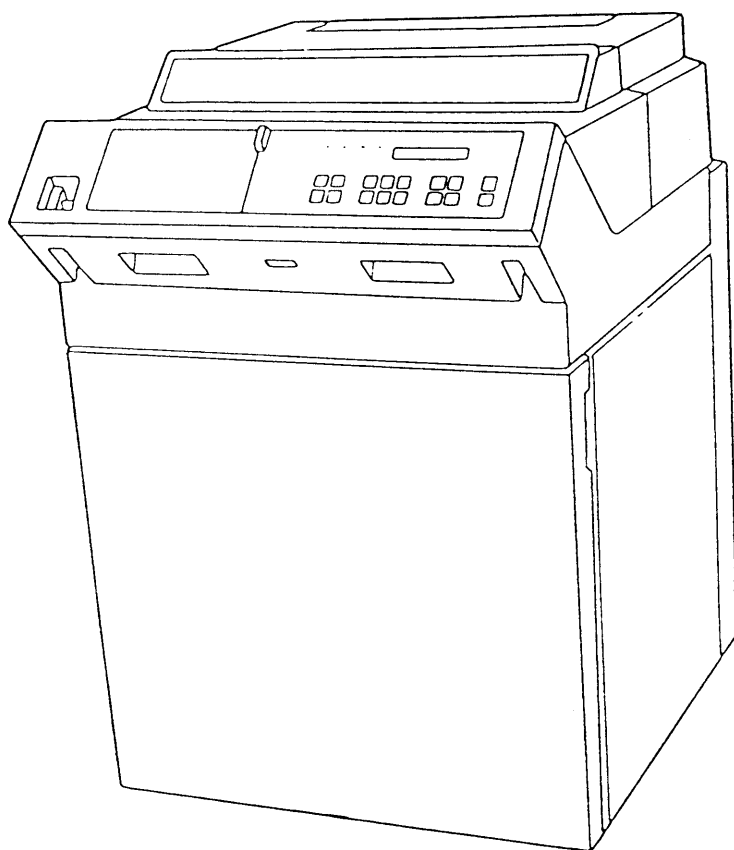


Maintenance Library

SC31-3739-2

**IBM 4234 Printer**  
**Models 007, 008, 009,**  
**011, 012, and 013**  
**Parts Catalog**



### **About This Book**

This Parts Catalog (PC) contains listing and illustrations of all replaceable assemblies and detail parts on or before May 7, 1992 for the 4234 Printer.

### **Third Edition (May 1992)**

This catalog SC31-3739-2 is a major revision and makes obsolete all previous editions. Changes that affect this catalog are made periodically; any such changes will be reported in subsequent revisions.

This catalog may contain reference to, or information about, IBM products (machines and programs), programming, or service that are not announced in your country. Such references or information must not be construed to mean that IBM intends to announce such IBM products, programming, or services in your country.

Publications are not stocked at the address given below; requests for IBM publications should be made to your IBM representative or to IBM branch office serving your locality.

This catalog was prepared by IBM Corporation, Serviceability Engineering, Department R53, P.O. Box 6 Endicott, NY, 13760-9987.

A form is provided at the back of this manual for reader's comments. If this form has been removed, comments may be sent to above address. IBM may use or distribute any of the information you supply in any way it believes appropriate without incurring any obligation whatever. You may, of course, continue to use the information you supply.

IBM has prepared this maintenance manual for the use of IBM customer service representatives in the installation, maintenance, and repair of the specific machines indicated. IBM makes no representations that it is suitable for any other purpose.

The drawings and specifications contained herein shall not be reproduced in whole or in part without written permission.

© Copyright International Business Machines Corporation 1988, 1990, 1992. All rights reserved.

Note to U.S. Government Users — Documentation related to restricted rights — Use, duplication or disclosure is subject to restrictions set forth in GSA ADP Schedule Contract with IBM Corp.

## HOW TO FIND PART INFORMATION:

①, ③ AND ④

②, ③ AND ④

⑤, ⑥ AND ⑦

**USING THE INDEX NUMBER  
SHOWN WITH THE PART,  
REFER TO THE ACCOMPANY-  
ING LISTING TO OBTAIN  
THE PART NUMBER, DESCIP-  
TION AND QUANTITY.**

TURN TO THE FIGURE NUMBER  
GIVEN - THEN FIND THE INDEX  
NUMBER ON THE ILLUSTRATION.

**FIND THE CORRESPONDING  
INDEX NUMBER IN THE  
ACCOMPANYING LISTING  
TO OBTAIN THE DESCRIPTION  
AND QUANTITY OF THE PART.**

How To Use This Parts Catalog **iii**

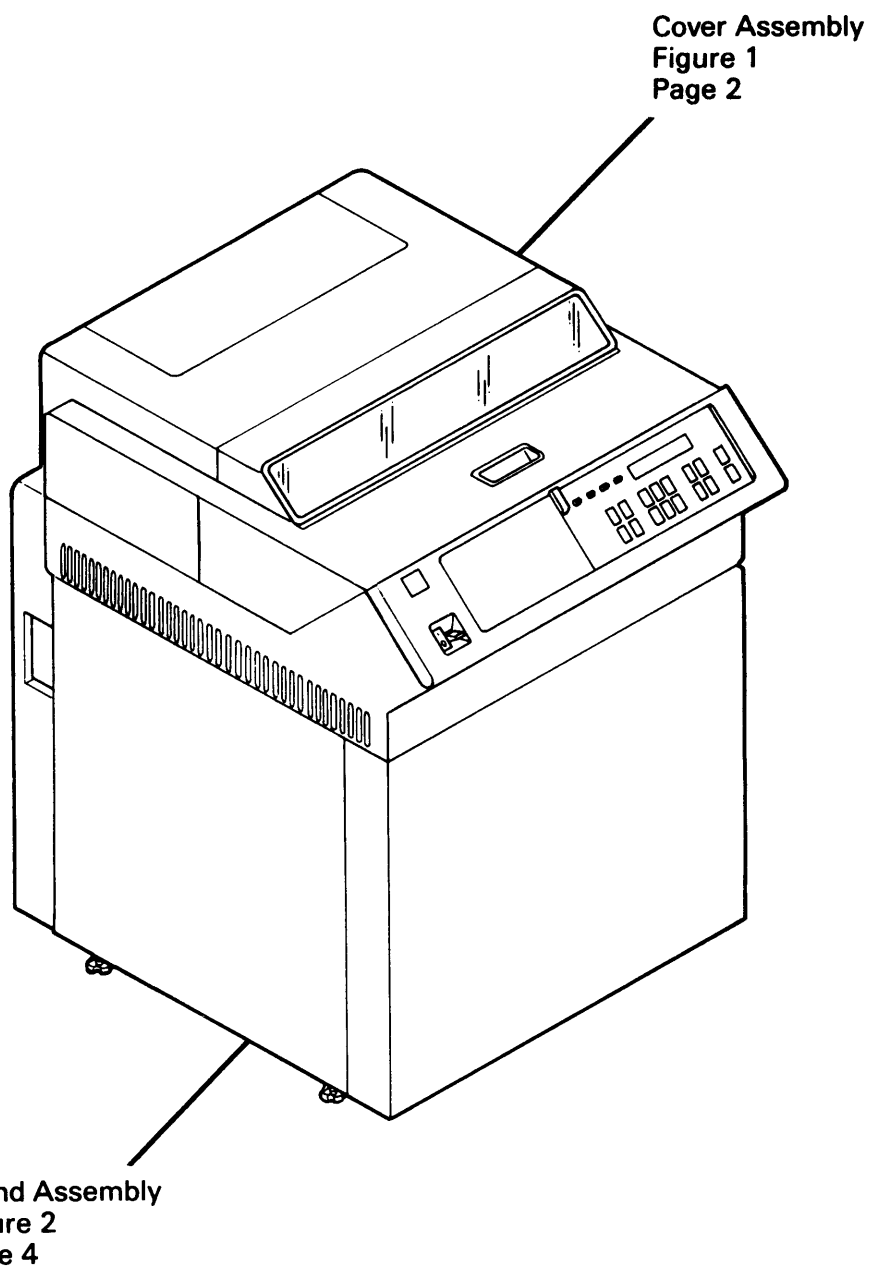
## GLOSSARY

- ① NO P/N - When this notation appears in the Part No. column, it denotes a part or group of parts that have not been assigned a part number or which are not recommended for field replacement.
- ② NR - This notation in the Units Per Asm. column denotes a part not recommended for field replacement.
- ③ NP - This notation in the Units Per Asm. column indicates parts that are non-procurable. In these cases the next higher assembly should be ordered.
- ④ AR - The notation AR in the Units Per Asm. column indicates that the quantity of the part is used as required.
- ⑤ REF - The notation REF in the Units Per Asm. column indicates that the listing of the assembly is repeated and reference should be made to its previous listing for the quantity required.
- ⑥ SIMILAR ASSEMBLIES - If two or more assemblies contain a majority of identical parts, they are combined in the same listing. Parts common to assemblies are illustrated and listed by one index number. Parts peculiar to one or the other of the assemblies are listed separately and identified either in the description of the part, or by a descriptive trailer line.
- ⑦ INDENTURE - The indentation of items under the numerals 1 through 4 at the head of the Description column shows the relationship between assemblies, subassemblies and detail parts. For example:
- 1 2 3 4  
 (No dot) MAIN ASSEMBLY  
 (One dot) • Detail parts of main assembly  
 (One dot) • Assembly within main assembly  
 (Two dot) • • Detail part of one dot assembly  
 (Two dot) • • Assembly within one dot assembly  
 (Three dot) • • • Detail parts of two dot assembly

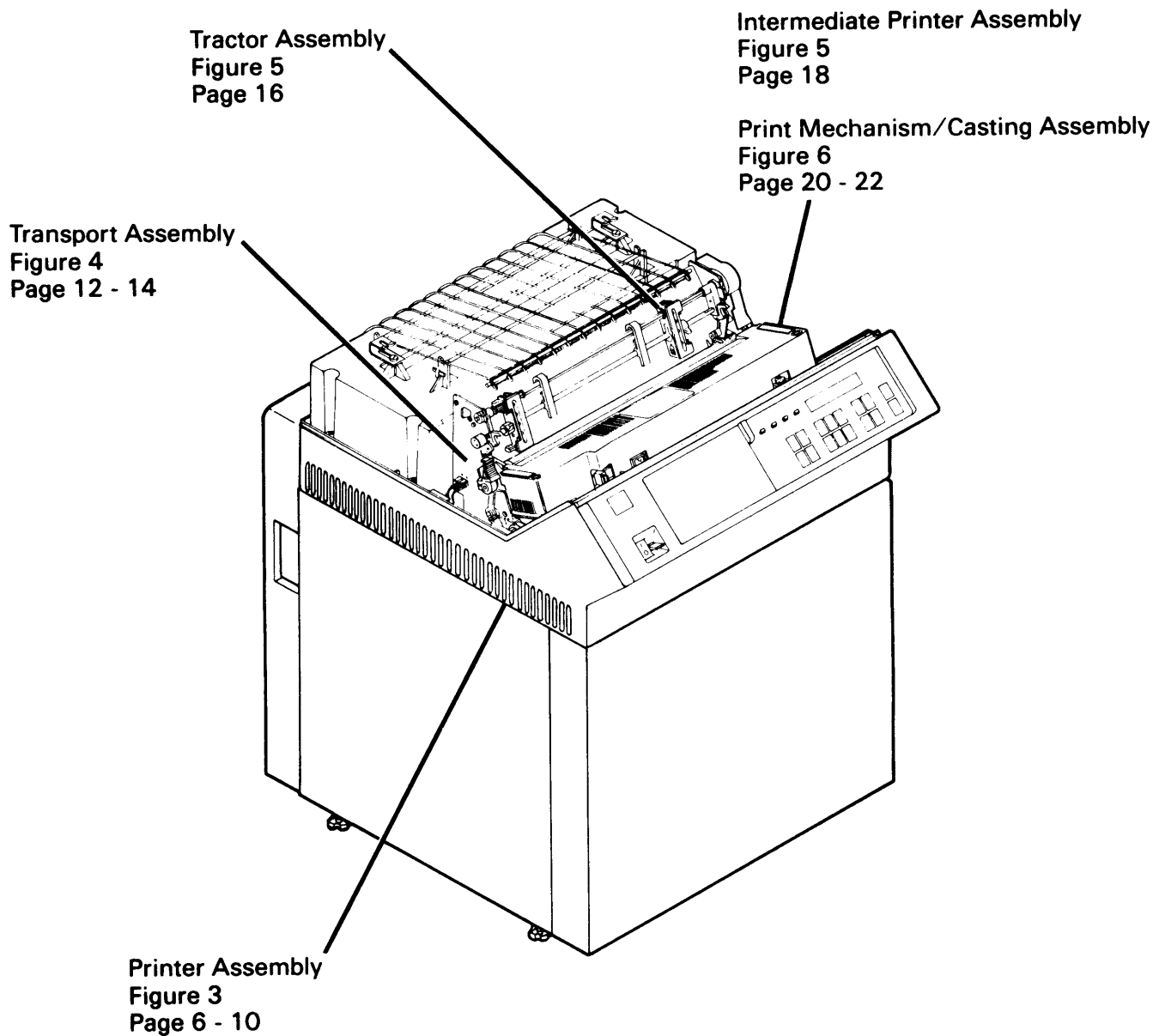
FIGURE INDEX NUMBER	PART NUMBER	UNITS PER ASM.	DESCRIPTION
			1 2 3 4
22 -	No. P/N	REF	TRANSPORT AND VACUUM ASSEMBLY
①	⑥	⑤	⑦ THIS ASSEMBLY CANNOT BE ORDERED FOR REPLACEMENT, SEE LIST 2-252 FOR NEXT HIGHER ASM
- 1	1846187	1	• DOOR ASSEMBLY, VACUUM COLUMN - MODS 6, 8
- 1	1846188	1	• DOOR ASSEMBLY, VACUUM COLUMN - MOD 4
			FOR DETAIL BREAKDOWN, SEE FIGURE 23A
- 2	55918	④ 5	• SCREW, MACH BD HD — 10-32 X 0.625 LG
- 3	45690	5	• WASHER, FL — 0.203 ID X 0.408 OD
- 4	2512946	AR	• SHIM, DOOR VAC COLUMN 0.015 THK
- 4	2512948	AR	• SHIM, DOOR VAC COLUMN 0.030 THK
- 5	1846100	AR	• PNEUMATIC HOSES TRANSPORT ASSEMBLY
		③ NP	FOR DETAIL BREAKDOWN, SEE FIGURE 24
- 9	2523727		• DISC, DECORATIVE
- 10	1767707	1	• COVER
- 11	322562	3	• SCREW, BD HD — 10-32 X 2.000 INCHES LG
- 12	1767705	1	• CAM
- 13	1766920	1	• SPRING, COMP 1.190 OD X 2.750 LG
- 14	1767720	1	• HUB ASM
- 15	356742	3	• • CLAMP, 0.375 ID X 0.173 MTG HOLE
- 16	5489002	② 3	• • SCREW, MACH BD HD — 6-32 X 0.250 LG
- 17	1090873	6	• • LOCKWASHER, SPLIT — 0.168 ID X 0.296 OD
- 18	1767703	NR	• • ROLLER, TRIPLE
- 19	1767711	NR	• • ROLLER, SINGLE

## Contents

Master Visual Index .....	vi
Visual Index .....	vii
Cover Assembly .....	2
Stand Assembly .....	4
Printer Assembly .....	6
Transport Assembly .....	12
Tractor Assembly .....	16
Intermediate Printer Mechanism (IPM) .....	18
Print Mechanism/Casting Assembly .....	20
Cable Assemblies and Component Parts .....	24
Linecord Chart .....	27
Numerical Index .....	29



## VISUAL INDEX



Cable Assemblies and  
Component Parts  
Figure 8  
Page 24-25

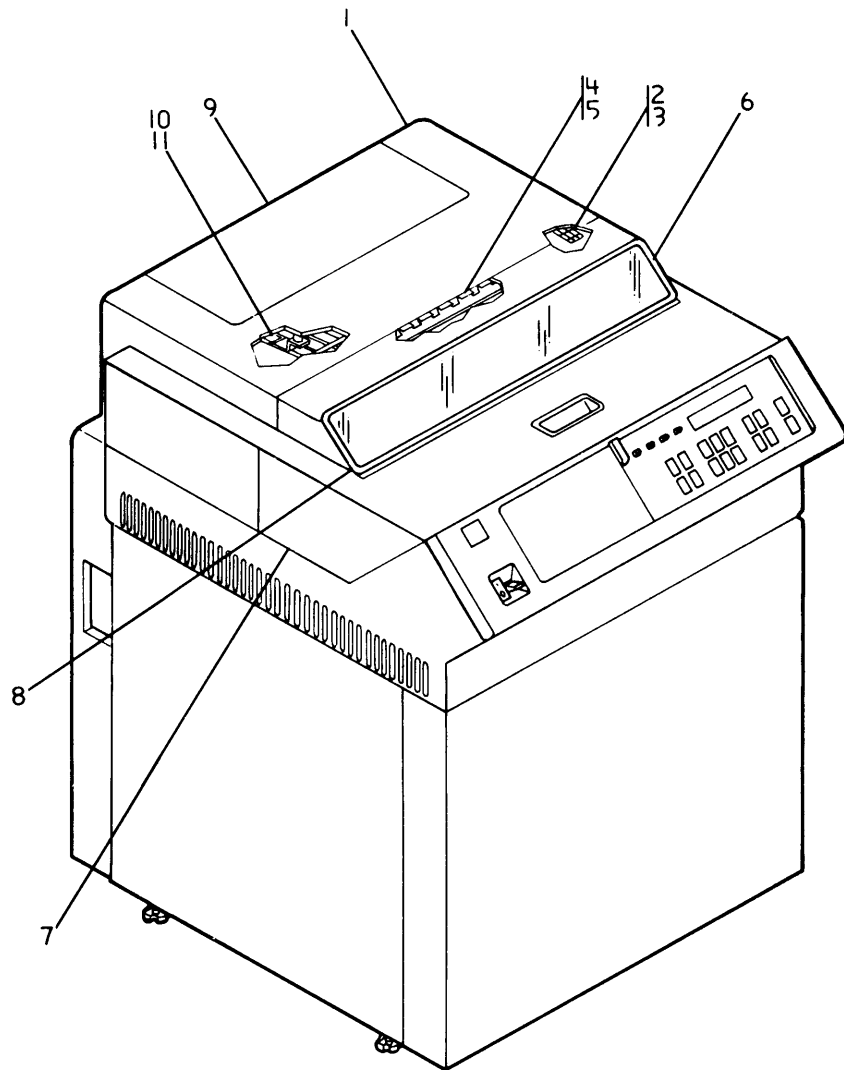






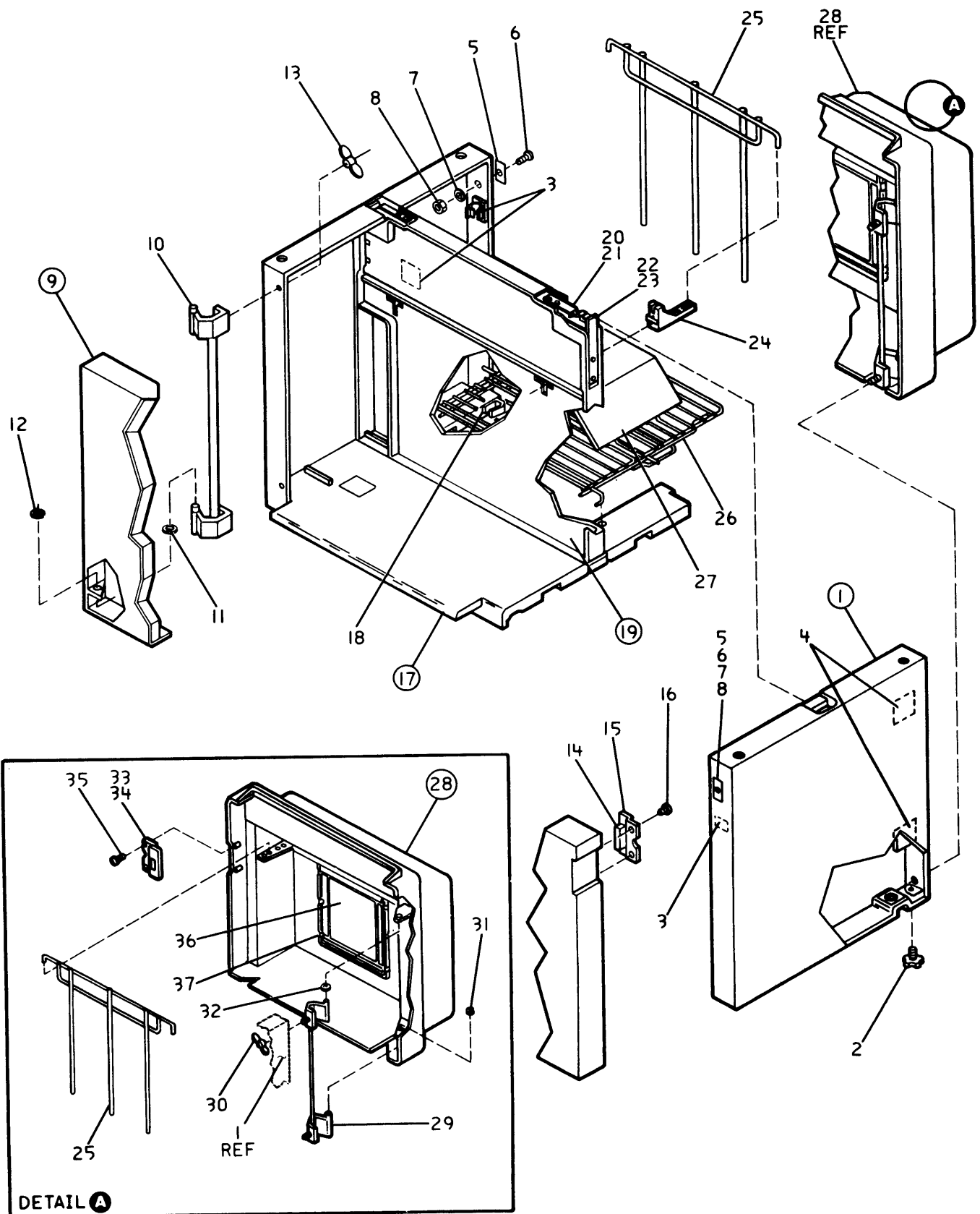
## CATALOG SECTION

## Assembly 1: COVER ASSEMBLY-TOP



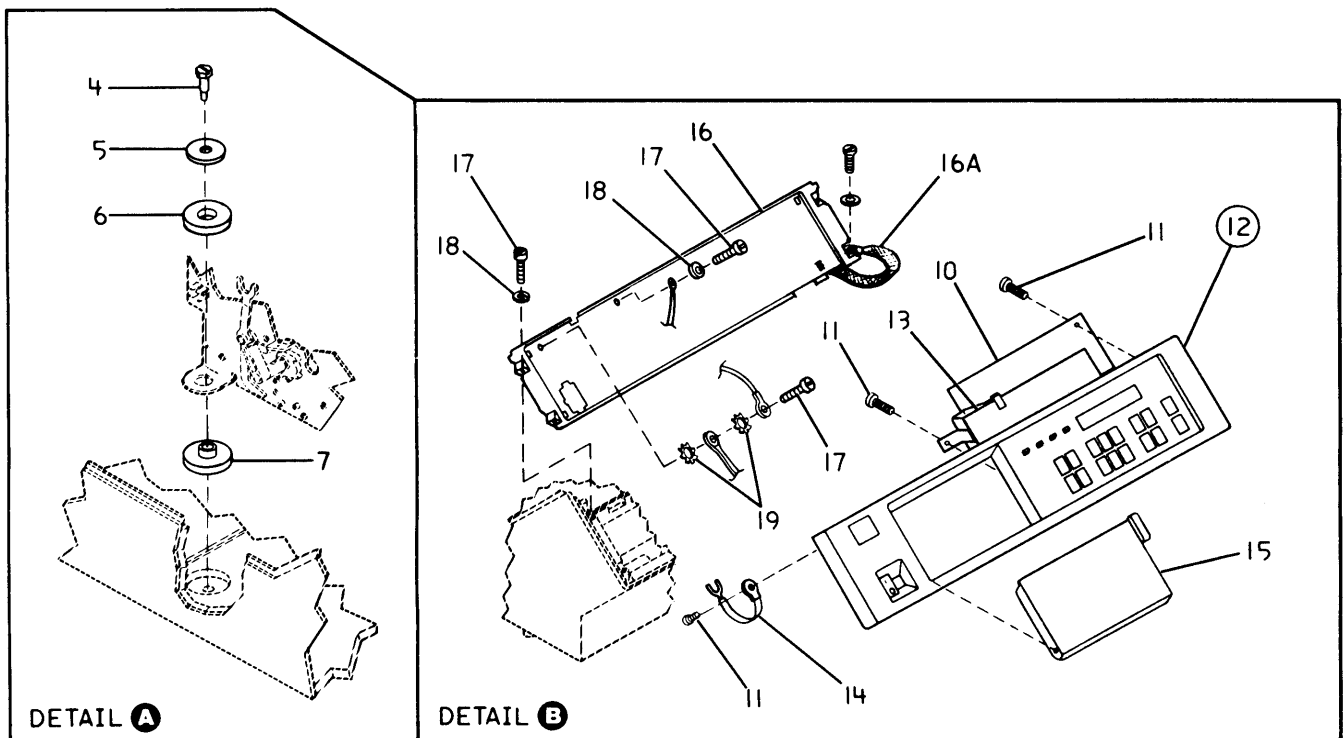
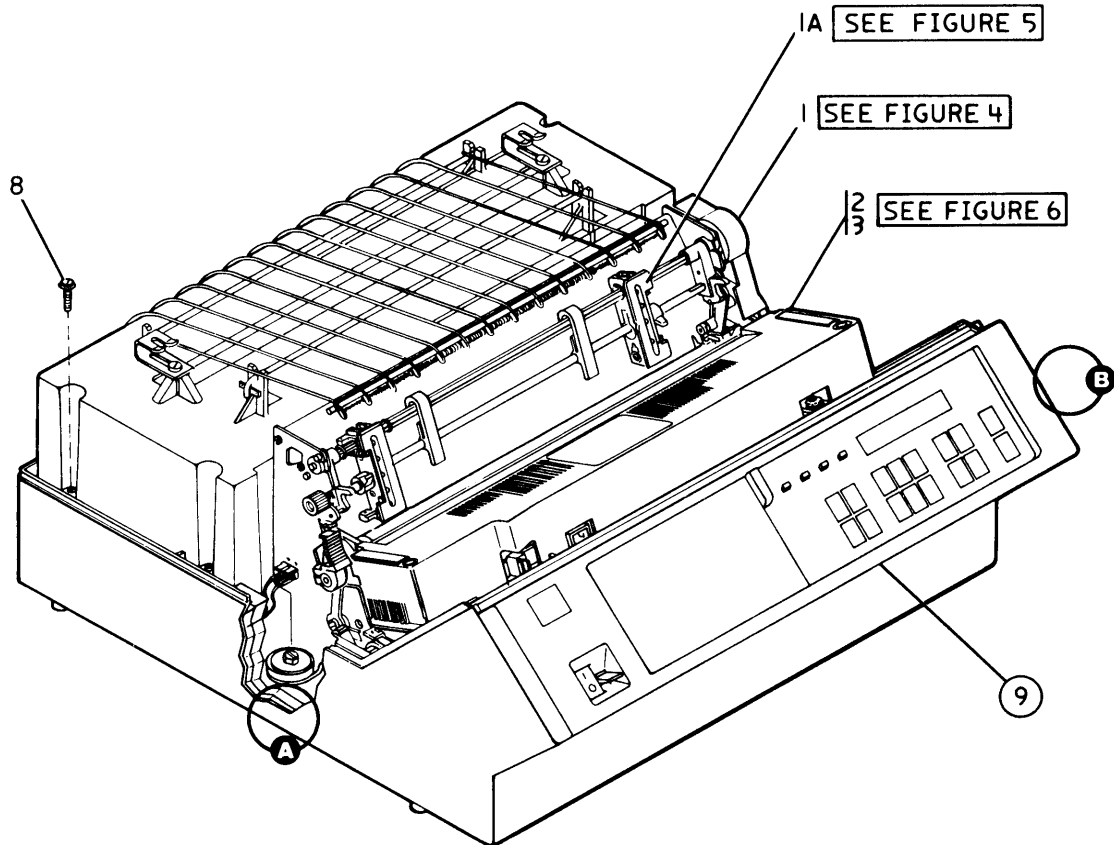
Asm - Index	Part Number	Units	Description
1 -	42F2316	1	COVER ASSEMBLY-TOP FOR ILLUSTRATION SEE ASSEMBLY 1
-1	17F4121	1	• COVER ASSEMBLY-TOP REAR
-2	1794555	4	• HINGE
-3	1621852	16	• SCREW
-4	34F1736	1	• PLATE
-5	1622860	4	• SCREW
-6	62X1775	1	• COVER-WINDOW
-7	00F5945	1	• COVER ASSEMBLY-TOP FRONT
-8	6240165	1	• GASKET
-9	00F5929	1	• COVER ASSEMBLY-BUSTLE
-10	00F5894	1	• GUIDE-PAPER, UPPER
-11	1622860	2	• SCREW

## Assembly 2: STAND ASSEMBLY



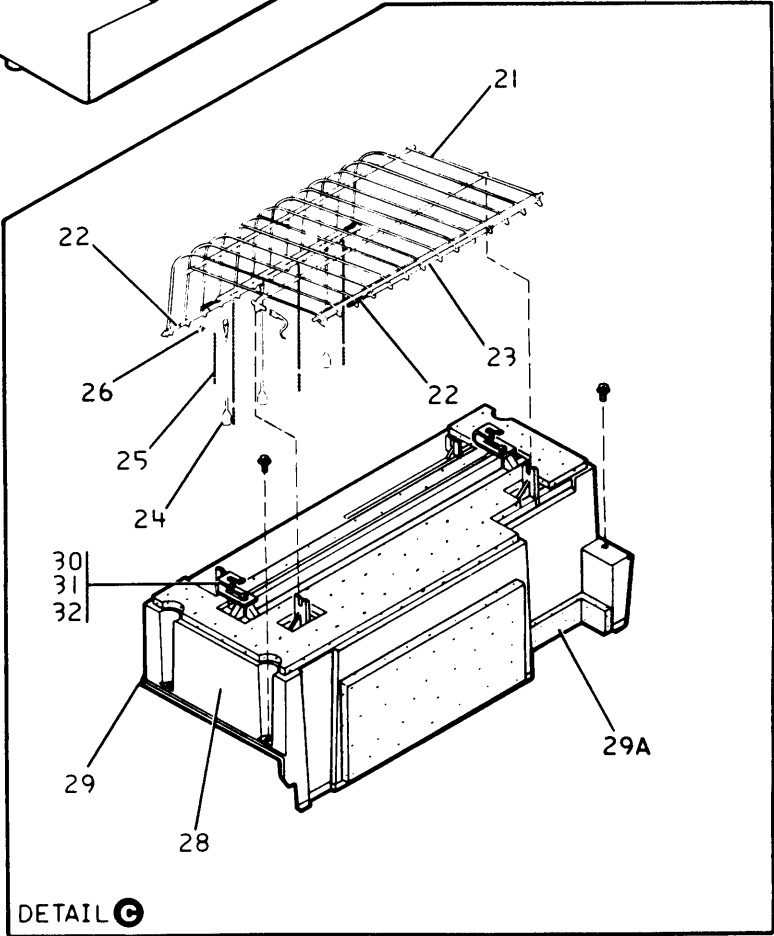
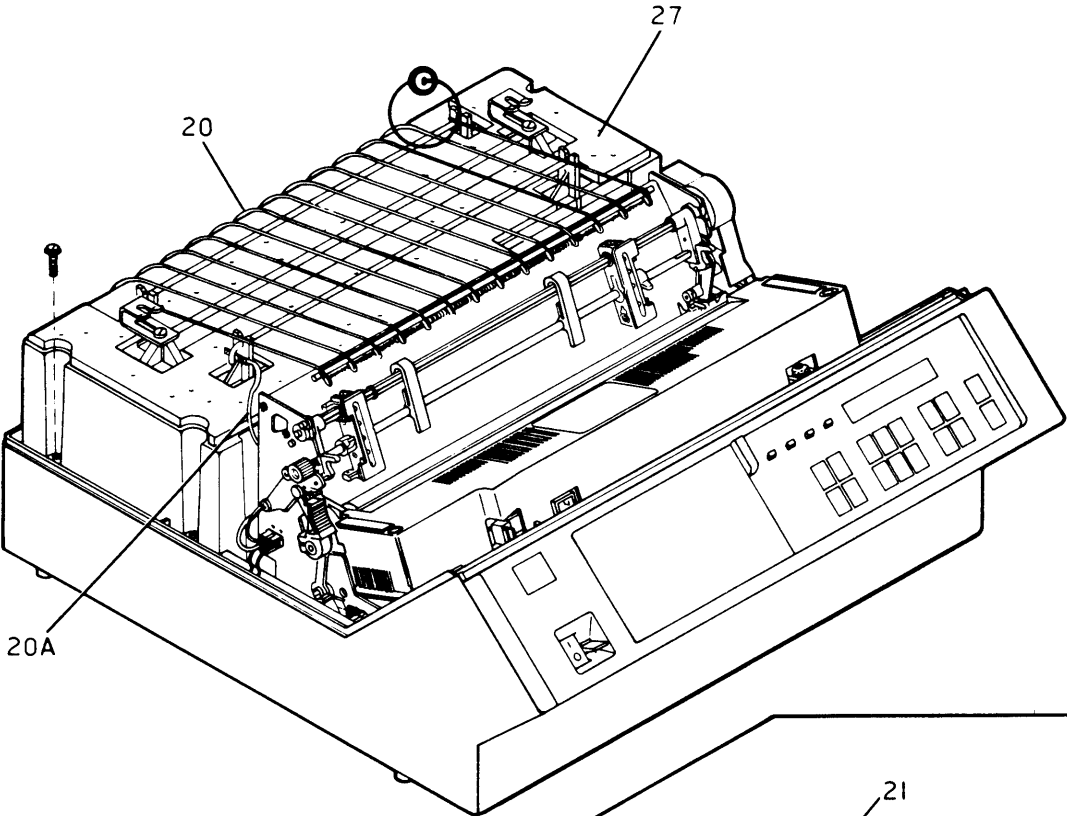
Asm - Index	Part Number	Units	Description
2 -		1	STAND ASSEMBLY FOR ILLUSTRATION SEE ASSEMBLY 2
-1	17F4128	2	• SIDE PANEL ASSEMBLY
-2	6213091	2	• • FOOT LEVELER
-3	2513269	1	• • CABLE CLAMP
-4	2513270	2	• • CABLE CLAMP
-5	29F0371	1	• • STRIKER
-6	1621288	1	• • SCREW
-7	1622302	1	• • LOCKWASHER
-8	1622401	1	• • NUT
-9	29F0305	1	• DOOR ASSEMBLY-FRONT
-10	8665555	1	• • HINGE
-11	1622306	1	• • WASHER
-12	1126831	1	• • RETAINER
-13	1622454	2	• • WINGNUT
-14	17F4125	1	• • LATCH-MAGNETIC
-15	42F2313	1	• • BRACKET-LATCH
-16	1621190	2	• • SCREW
-17	56X7347	1	• FLOOR PANEL ASSEMBLY
-18	6213073	2	• • CABLE CLAMP
-19	42F2308	1	• CENTER PANEL ASSEMBLY
-20	8665508	2	• • SPRING-FORMED
-21	1622855	4	• • SCREW
-22	6213092	1	• • SPRING-LEAF
-23	1622855	4	• • SCREW
-24	00F5910	2	• BRACKET-PAPER GUIDE
-25	00F5911	2	• RACK-PAPER GUIDE
-26	17F4124	1	• TRAY
-27	6350922	1	• RAMP-PAPER
-28	42F2306	1	• DOOR ASSEMBLY-REAR
-29	8665555	1	• • HINGE
-30	1622454	2	• • WINGNUT
-31	1126831	1	• • RETAINER
-32	1622306	1	• • WASHER
-33	17F4125	1	• • LATCH-MAGNETIC
-34	42F2313	1	• • BRACKET-LATCH
-35	1621190	2	• • SCREW
-36	17F4118	1	• • WINDOW
-37	17F4120	6	• • CLIP-WINDOW RETAINER

## Assembly 3: PRINTER ASSEMBLY



Asm - Index	Part Number	Units	Description
3 -		1	PRINTER ASSEMBLY FOR ILLUSTRATION SEE ASSEMBLY 3
-1		1	• TRANSPORT ASSEMBLY FOR DETAIL BREAKDOWN SEE ASSEMBLY 4
-2		1	• INTERMEDIATE PRINTER MECHANISM (IPM) FOR DETAIL BREAKDOWN SEE ASSEMBLY 6
-3	1621191	3	• SCREW ATTACHES IPM TO TRANSPORT ASSEMBLY
-4	6341227	4	• SCREW-SHOULDER
-5	8678383	4	• WASHER
-6	42F2302	4	• RING-SHOCK MOUNT
-7	42F2301	4	• BUSHING-SHOCK MOUNT
-8	29F0323	4	• SCREW
-9		1	• OPERATOR PANEL ASSEMBLY ORDER COMPONENT PARTS LISTED BELOW
-10	6933124	1	• • CIRCUIT BOARD-OP PANEL
-11	1622856	6	• • SCREW
-12		1	• • COVER ASSEMBLY
-12A	62X3141	1	• • • COVER
-13	6933204	1	• • • SWITCH CIRCUIT-MEMBRANE ALSO ORDER OVERLAY FROM CHART AT END OF LISTING
-14	00F5924	1	• • • JUMPER
-15	62X3142	1	• • • DOOR
-16	62X3097	1	• PLATE ASSEMBLY
-16A	518611	1	• • GROUND STRAP
-16B	6350873	1	• • JUMPER
-17	1621191	6	• SCREW
-18	1622318	5	• LOCKWASHER
-19	1622346	2	• LOCKWASHER

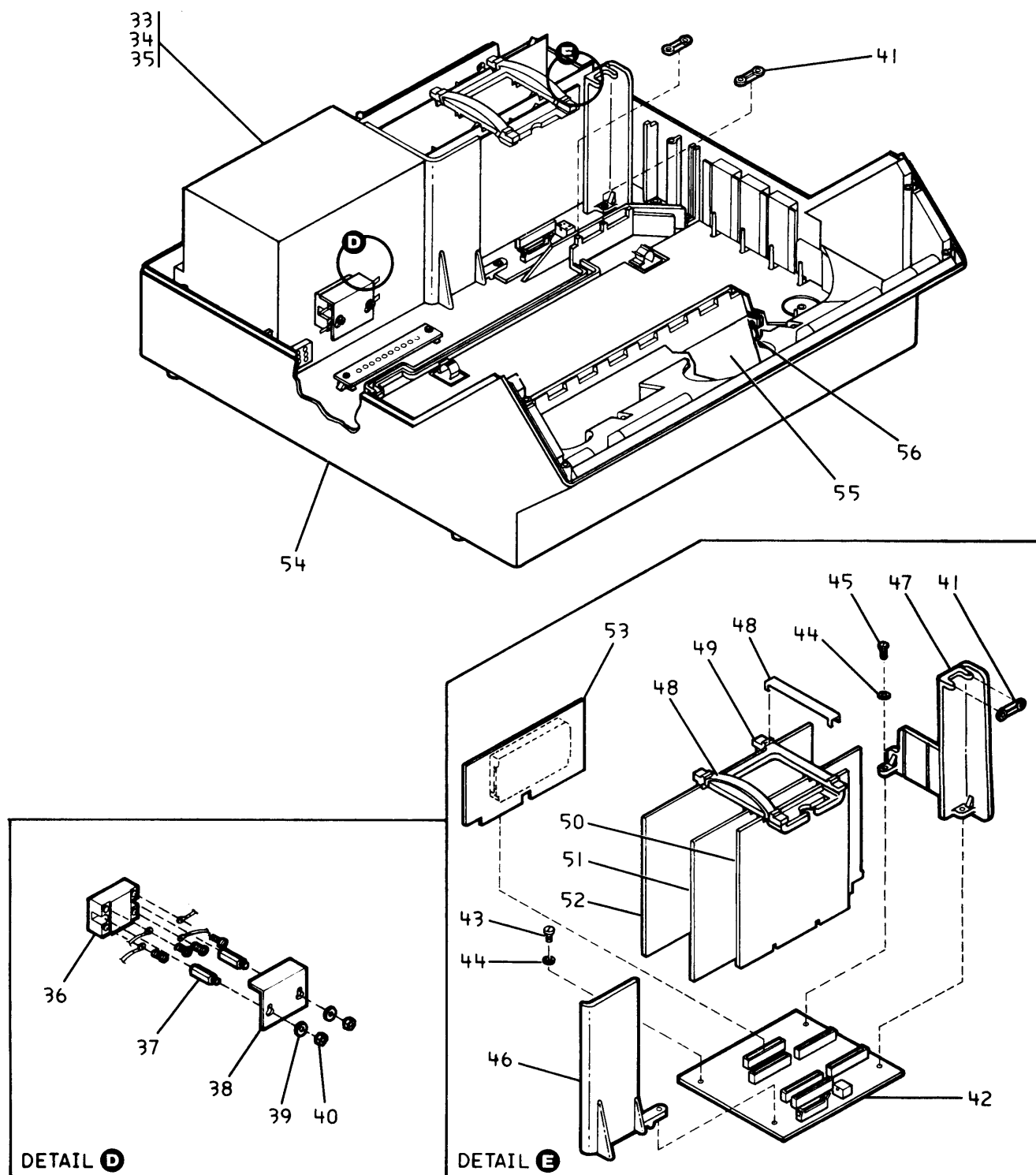
Assembly 3: (continued)





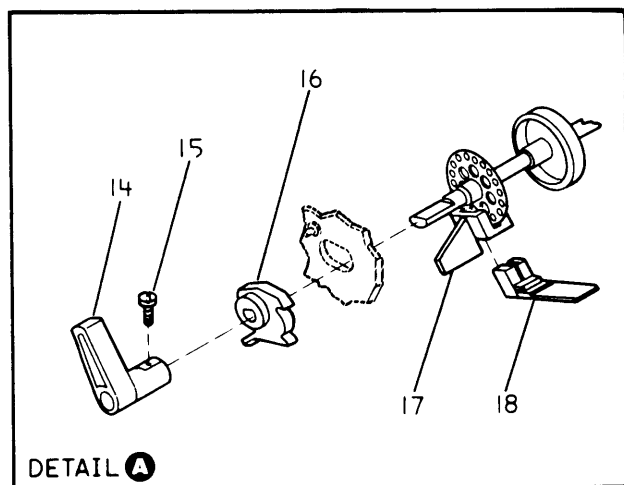
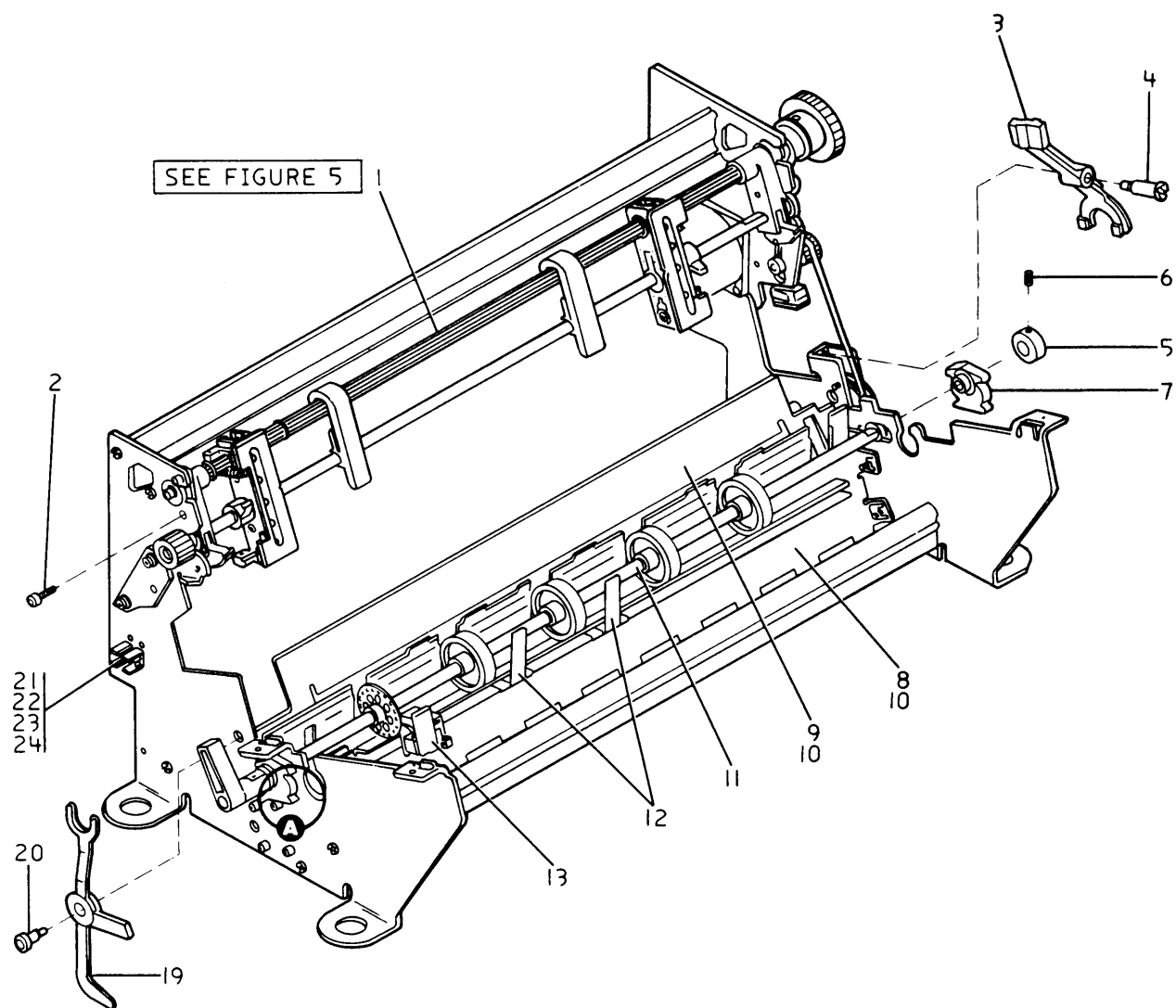
Asm— Index	Part Number	Units	Description
3—20	42F2314	1	• LOWER GUIDE ASSEMBLY
—21	62X3135	1	• • GUIDE-LOWER
—22	0843574	1	• • ELIMINATOR ASM-STATIC
—23	0843576	1	• • SPRING
—24	29F0304	3	• • CORD ASSEMBLY
—25	00F5898	4	• • CHAIN
—26	62X1742	4	• • HOOK
—27	42F2305	1	• COVER ASSEMBLY-POWER
—28	62X3096	1	• • COVER
—29	6350952	1	• • SEAL-BACK
—29A	34F1743	1	• • SEAL-FRONT
—30	70X0310	2	• • CLIP-HOLD DOWN
—31	1621231	2	• • SCREW
—32	6240136	2	• • WASHER

# Assembly 3: (continued)



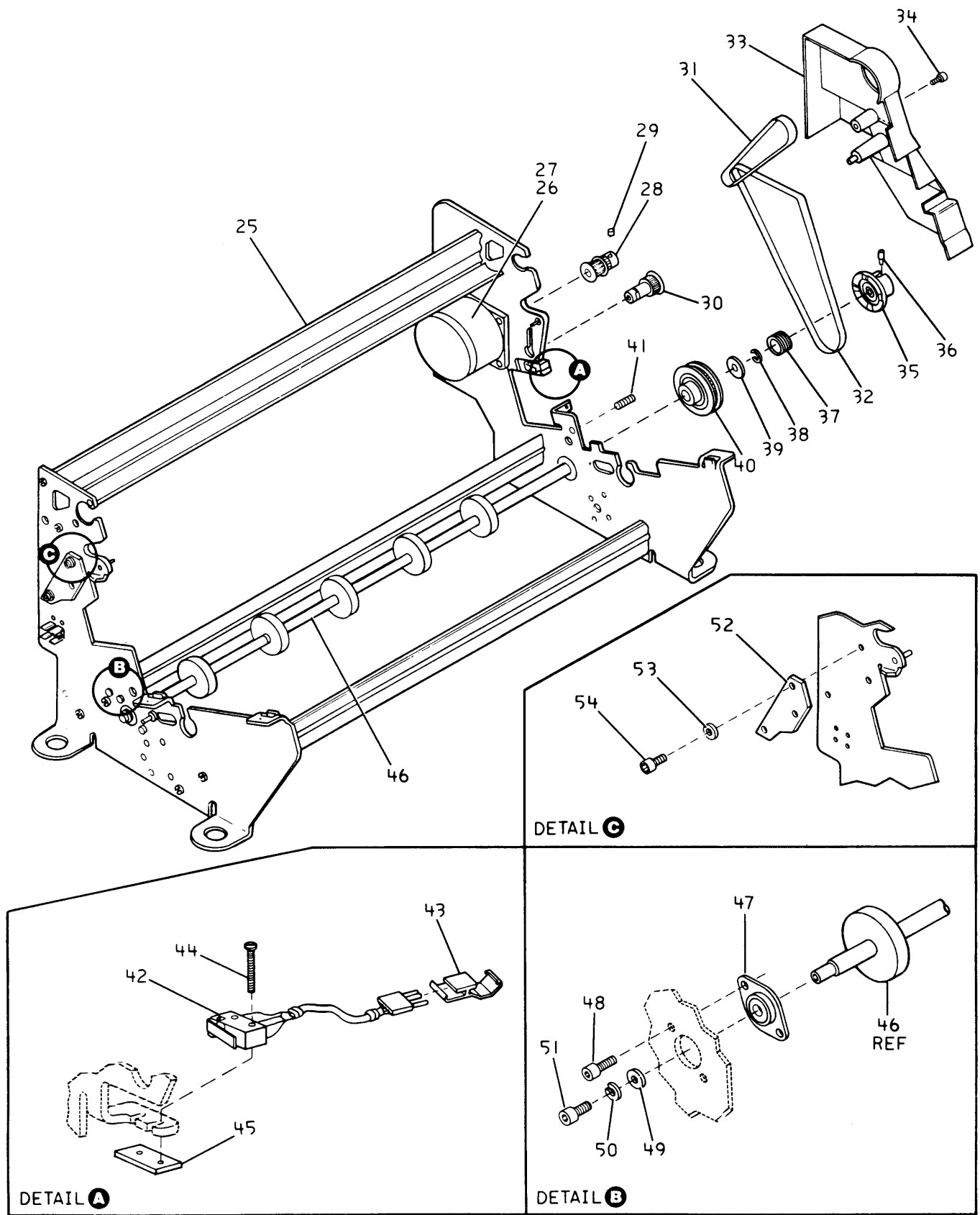
Asm — Index	Part Number	Units	Description
3 — 33	1037401	1	<ul style="list-style-type: none"> <li>• POWER SUPPLY-HV/LV</li> </ul> <p>NOTE: WHEN REPLACING OLD POWER SUPPLY P/N 1035196, ALSO REPLACE THE COVER ASSEMBLY-POWER WITH NEW COVER P/N 42F2325.</p>
— 34	1621190	1	<ul style="list-style-type: none"> <li>• SCREW-PWR GND</li> </ul>
— 35	1622346	1	<ul style="list-style-type: none"> <li>• LOCKWASHER-PWR GND</li> </ul>
— 36	6275609	1	<ul style="list-style-type: none"> <li>• RELAY</li> </ul>
— 37	00F5922	2	<ul style="list-style-type: none"> <li>• STANDOFF</li> </ul>
— 38	6213090	1	<ul style="list-style-type: none"> <li>• SHIELD-RELAY</li> </ul>
— 39	1622304	2	<ul style="list-style-type: none"> <li>• WASHER</li> </ul>
— 40	1622403	2	<ul style="list-style-type: none"> <li>• NUT</li> </ul>
— 41	0811427	3	<ul style="list-style-type: none"> <li>• RETAINER</li> </ul>
— 42	29F4250	1	<ul style="list-style-type: none"> <li>• INTERCONNECT BOARD</li> </ul>
— 43	1621190	1	<ul style="list-style-type: none"> <li>• SCREW-M4 x 8</li> </ul>
— 44	1622340	4	<ul style="list-style-type: none"> <li>• WASHER</li> </ul>
— 45	1621193	3	<ul style="list-style-type: none"> <li>• SCREW-M4 x 16</li> </ul>
— 46	17F4111	1	<ul style="list-style-type: none"> <li>• BAFFLE-LT</li> </ul>
— 47	17F4110	1	<ul style="list-style-type: none"> <li>• BAFFLE-RT</li> </ul>
— 48	1180115	1	<ul style="list-style-type: none"> <li>• SPRINGS-LEAF AND RETAINER</li> </ul>
— 49	42F2245	1	<ul style="list-style-type: none"> <li>• AIR BAFFLE</li> </ul> <p>NOTE: WHEN ORDERING CARDS BELOW, REFER TO NUMBERS STAMPED ON REPLACED CARD</p>
— 50		AR	<ul style="list-style-type: none"> <li>• MOTOR DRIVE CARD</li> </ul>
— 51		AR	<ul style="list-style-type: none"> <li>• HAMMER DRIVER CARD</li> </ul>
— 52		AR	<ul style="list-style-type: none"> <li>• SYSTEMS CARD</li> </ul>
— 53		AR	<ul style="list-style-type: none"> <li>• ATTACH CARD-COAXIAL OR MODEL 011</li> </ul>
— 53		AR	<ul style="list-style-type: none"> <li>• ATTACH CARD-TWINAXIAL OR MODEL 012</li> </ul>
— 53		AR	<ul style="list-style-type: none"> <li>• ATTACH CARD-SERIAL/PARELLEL OR MODEL 01</li> </ul>
— 54	42F2304	1	<ul style="list-style-type: none"> <li>• BASE ASSEMBLY</li> </ul>
— 55	29F0326	1	<ul style="list-style-type: none"> <li>• PLATE ASSEMBLY-EXTENDER</li> </ul>
— 56	29F0324	1	<ul style="list-style-type: none"> <li>• JUMPER ASSEMBLY</li> </ul>
— 57	42F2322	1	<ul style="list-style-type: none"> <li>• JUMPER-POWER GROUND</li> </ul>

## Assembly 4: TRANSPORT ASSEMBLY



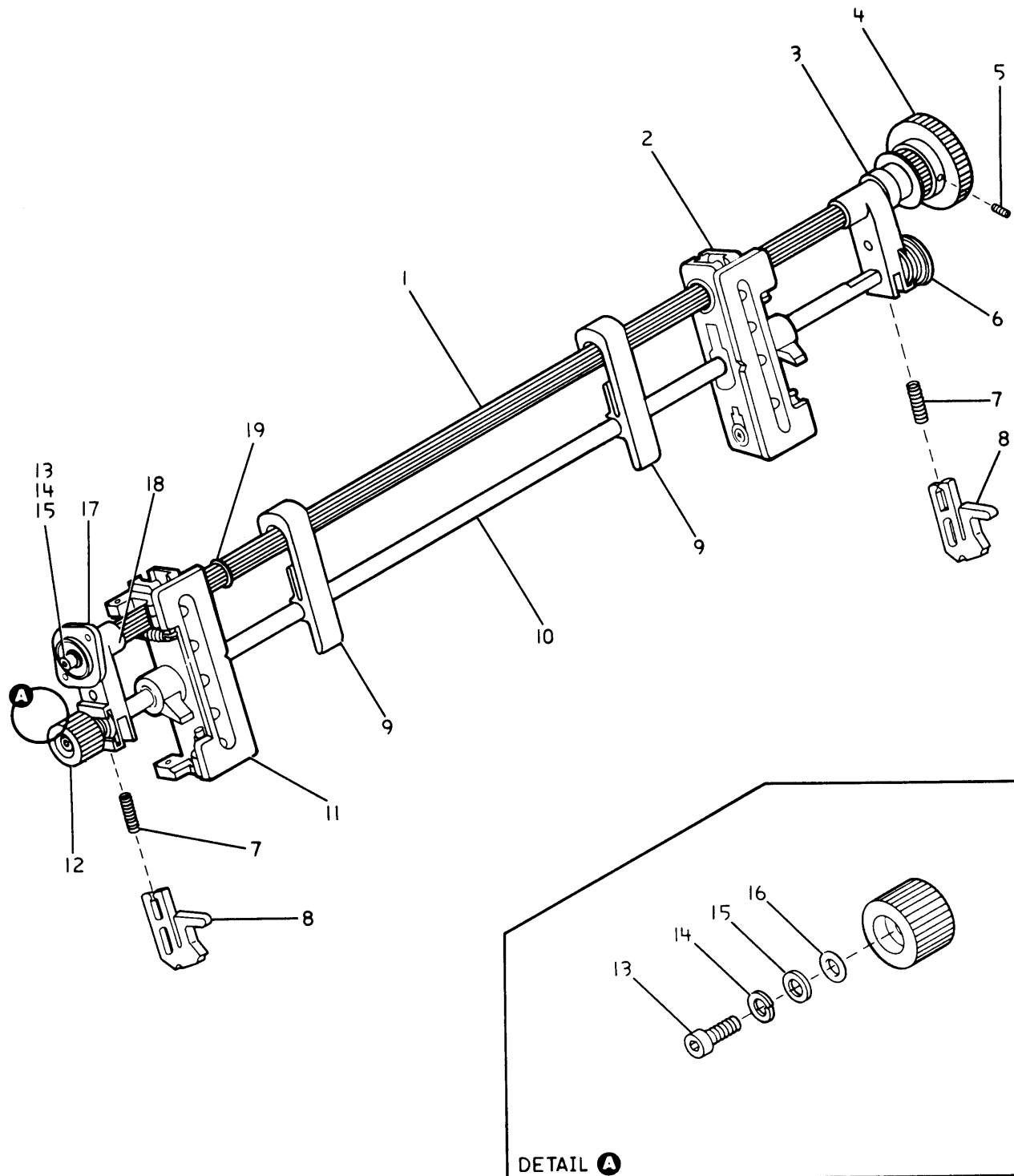
Asm - Index	Part Number	Units	Description
4 -	99F1965	1	TRANSPORT ASSEMBLY FOR NEXT HIGHER ASSEMBLY SEE ASSEMBLY 3-1 FOR ILLUSTRATION SEE ASSEMBLY 4
- 1		1	• TRACTOR ASSEMBLY-FINAL FOR DETAIL BREAKDOWN SEE ASSEMBLY 5
- 2	1621508	4	• SCREW
- 3	8665547	1	• SCREW-AUTOLOAD
- 4	70X0319	1	• LEVER-AUTOLOAD
- 5	6240127	1	• SLEEVE
- 6	6078589	1	• SET SCREW
- 7	6078590	1	• CAM-RIGHT
- 8	70X0308	1	• GUIDE-FRONT
- 9	6213057	1	• GUIDE-REAR
- 10	1621492	8	• SCREW (4 PER GUIDE)
- 11	29F0369	1	• PRESSURE ROLL SHAFT ASSEMBLY
- 12	29F0365	2	• SPRING
- 13	6350878	1	• END OF FORM SENSOR
- 14	70X0390	1	• HANDLE
- 15	1621191	1	• SCREW
- 16	6350771	1	• CAM-LEFT
- 17	29F0366	1	• HOUSING-SENSOR
- 18	8665419	1	• JAM SENSOR
- 19	6275627	1	• YOKE
- 20	6275633	1	• SCREW
- 21	5492542	2	• TERMINAL
- 22	1621171	2	• SCREW
- 23	1622344	2	• LOCKWASHER
- 24	1622401	2	• NUT

# Assembly 4: (continued)



Asm – Index	Part Number	Units	Description
4 – 25	42F2261	1	• FRAME ASSEMBLY
– 26	00F5937	1	• MOTOR
– 27	1621192	4	• SCREW
– 28	62X3123	1	• PULLEY
– 29	6078589	1	• SET SCREW
– 30	64X7456	1	• IDLER ASSEMBLY
– 30A	1621196	1	• SCREW
– 31	62X3127	1	• BELT-UPPER
– 32	62X3126	1	• BELT-LOWER
– 33	62X3140	1	• COVER
– 34	1621197	1	• SCREW
– 35	8665550	1	• COUPLING-AUTOLOAD
– 36	6350854	1	• PIN-AUTOLOAD
– 37	6350959	1	• SPRING-AUTOLOAD
– 38	1126831	1	• RETAINING RING
– 39	8665549	1	• WASHER-AUTOLOAD
– 40	1180451	1	• DRIVE WHEEL AND CLUTCH B/M
– 41	6078589	1	• SCREW
– 42	00F5928	1	• PLATEN SWITCH ASSEMBLY
– 43	6095844	1	• RETAINING CLIP-LINK
– 44	1621004	2	• SCREW
– 45	6078601	1	• NUT PLATE
– 46	1180135	1	• SHAFT AND CLUTCH ASSEMBLY, LOWER
– 47	8665416	1	• BEARING PLATE ASSEMBLY
– 48	1621508	4	• SCREW
– 49	1622302	1	• WASHER
– 50	1621316	1	• LOCKWASHER
– 51	1621492	1	• SCREW
– 52	42F2228	1	• PAD-FRICTION
– 53	1622304	2	• WASHER
– 54	1621508	2	• SCREW

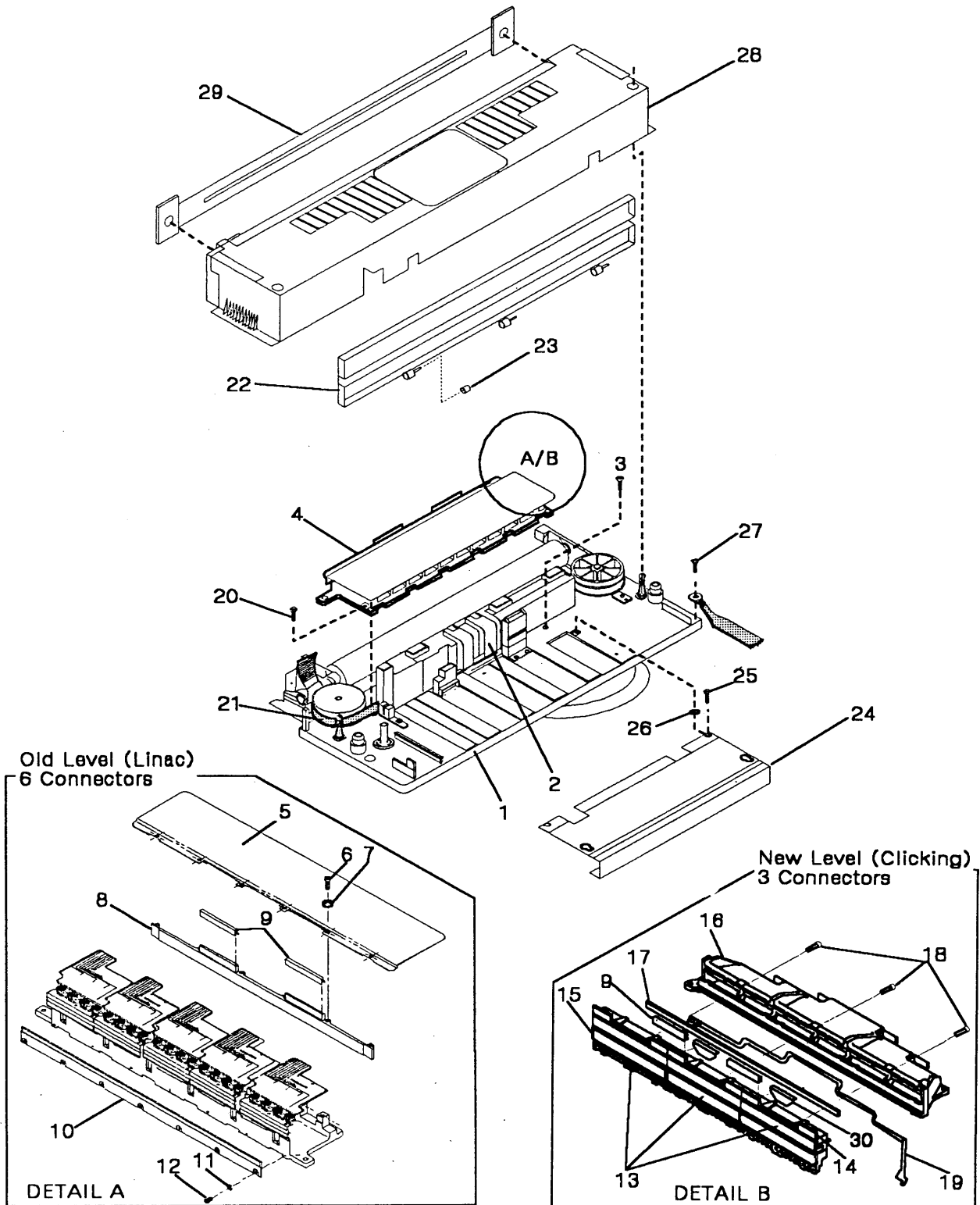
## Assembly 5: TRACTOR ASSEMBLY-FINAL





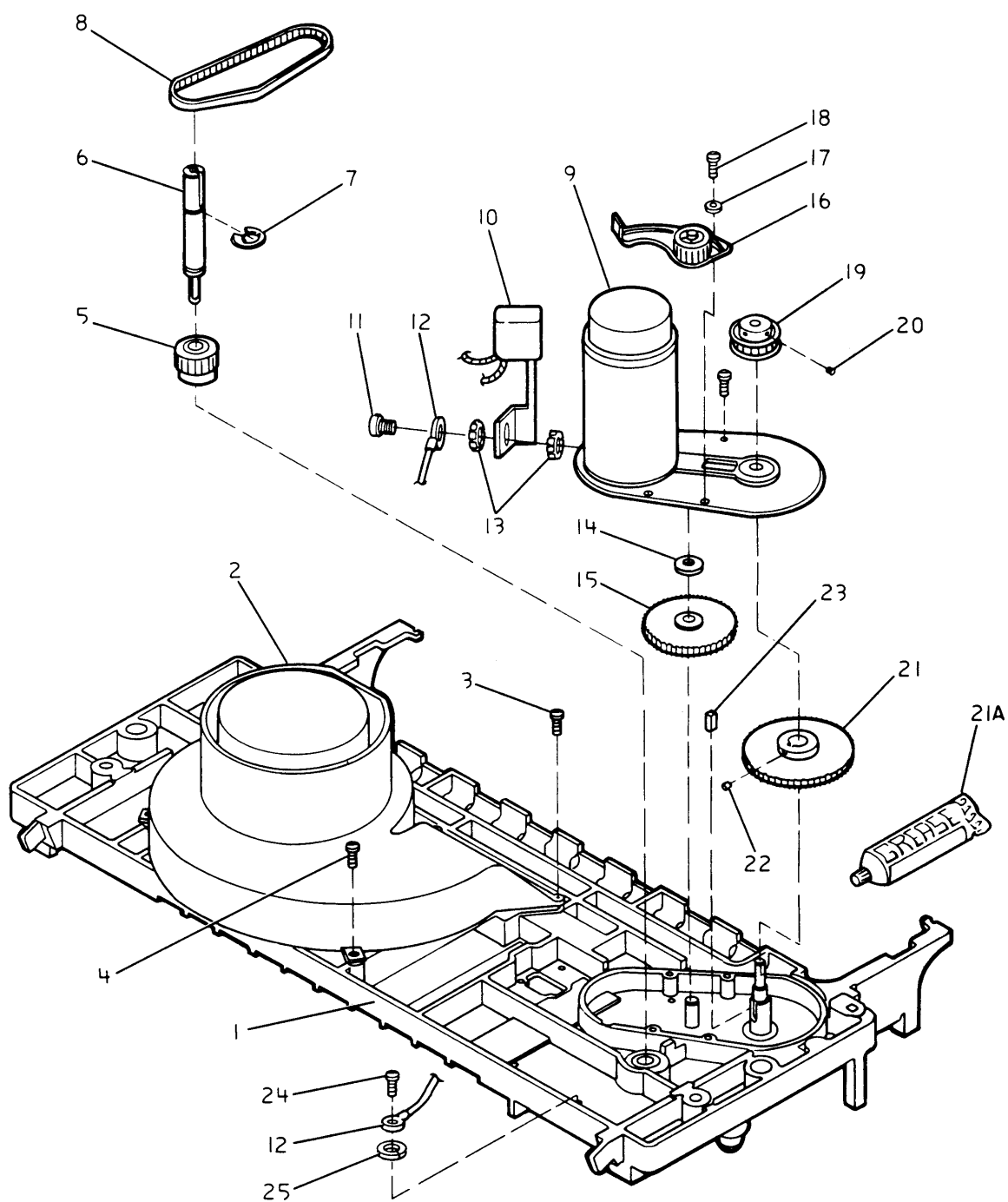
Asm - Index	Part Number	Units	Description
5 -	42F2321	1	TRACTOR ASSEMBLY-FINAL-WITHOUT TRACTORS FOR NEXT HIGHER ASSEMBLY SEE ASSEMBLY 4-1 FOR ILLUSTRATION SEE ASSEMBLY 5
-1	00F5942	1	• SHAFT ASSEMBLY-TRACTOR
-2	1180124	1	• TRACTOR ASSEMBLYS-RH AND LH
-3		1	• BEARING
-4	64X7528	1	• KNOB/PULLEY
-5	6078589	1	• SET SCREW
-6	6213107	1	• PLUG-VERNIER
-7	6213108	2	• SPRING
-8	6350840	2	• HANDLE
-9	70X0363	2	• PAPER SUPPORT
-10	8665432	1	• TRACTOR SHAFT-SMOOTH
-11		1	• SEE INDEX 2 FOR TRACTORS
-12	6213060	1	• KNOB
-13	1621492	2	• SCREW
-14	1622316	2	• LOCKWASHER
-15	1622302	2	• WASHER
-16	00F5940	1	• O-RING
-17	8665416	1	• BEARING PLATE ASSEMBLY
-18	6213105	1	• HOUSING-LH
-19	1126833	3	• RETAINING CLIP

# Assembly 6: INTERMEDIATE PRINTER MECHANISM (IPM)



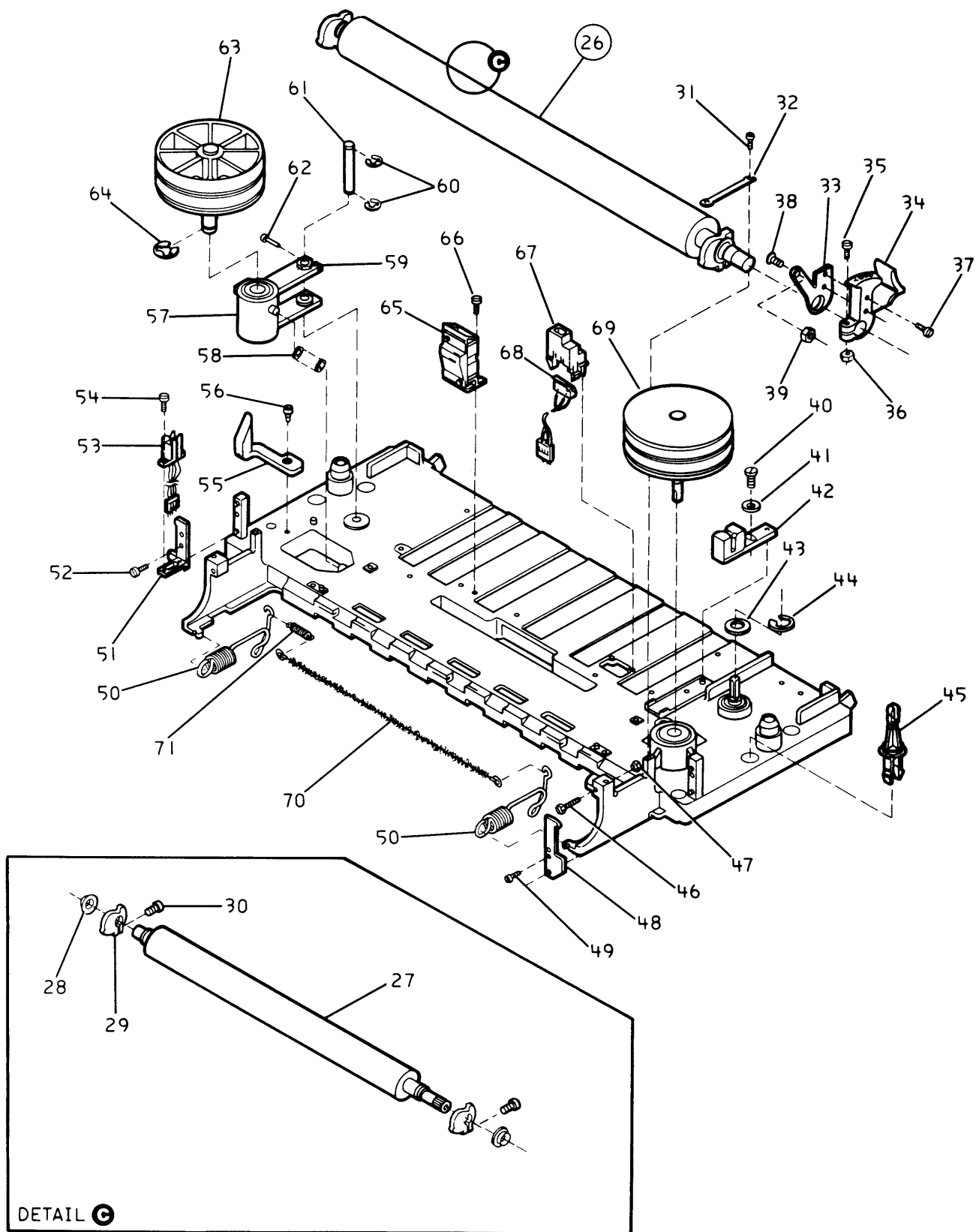
Asm— Index	Part Number	Units	Description
6—		1	INTERMEDIATE PRINTER MECHANISM FOR ILLUSTRATION SEE ASSEMBLY 6 FOR NEXT HIGHER ASSEMBLY SEE ASSEMBLY 3-2
—1	42F2269	1	• PRINT MECHANISM/CASTING ASM FOR DETAIL BREAKDOWN SEE ASSEMBLY 7  NOTE: THE LATE LEVEL (CLICKING) HAMMER ASSEMBLY HAS 3 CONNECTORS. THE OLD LEVEL (LINAC) HAMMER ASSEMBLY HAS 6 CONNECTORS.
—2	64X7594	1	• AIR BAFFLE-OLD LEVEL (LINAC) HAMMER ONLY
—3	1621852	2	• SCREW-OLD LE'EL (LINAC) HAMMER ONLY
—4		1	• HAMMER BANK ASSEMBLY NOTE: IF THE HMR ASM IS THE OLD LEVEL (LINAC) ORDER LATE LEVEL (CLICKING) HAMMER ASSEMBLY B/M 5068622 IF THE HMR ASM IS THE LATE LEVEL (CLICKING) HAMMER ASSEMBLY SEE DETAIL B FOR PARTS
—5	64X7565	1	• • COVER-CARD-OLD LEVEL (LINAC) HAMMER ONLY
—6	1621174	6	• • SCREW-OLD LEVEL (LINAC) HAMMER ONLY
—7	1622302	6	• • WASHER-OLD LEVEL (LINAC) HAMMER ONLY
—8	42F2315	1	• • BAND GUIDE-OLD LEVEL (LINAC) HAMMER ONLY
—9	64X7853	2	• • CLIP-BAND GUIDE
—10	29F0360	1	• • SUPPORT BAND-OLD LEVEL (LINAC) HAMMER ONLY
—11	29F0361	7	• • WASHER-OLD LEVEL (LINAC) HAMMER ONLY
—12	1695493	7	• • SCREW-OLD LEVEL (LINAC) HAMMER ONLY
—13	5068601	3	• • HAMMER BLOCK-LATE LEVEL (CLICKING) HAMMER ONLY
—14	5068608	3	• • UPPER HAMMER BLOCK GUIDE
—15	5068609	3	• • LOWER HAMMER BLOCK GUIDE
—16	5068604	1	• • INTERPOSER-LATE LEVEL (CLICKING) HAMMER ONLY
—17	5068606	2	• • SEAL-BLOCK-LATE LEVEL (CLICKING) HAMMER ONLY
—18	1621512	3	• • SCREW-LATE LEVEL (CLICKING) HAMMER ONLY
—19	5068607	3	• • SEAL-BASE-LATE LEVEL (CLICKING) HAMMER ONLY
—20	1621191	4	• SCREW
—21		1	• BAND ASSEMBLY
—22	99F1962	7	• PAPER SHIELD ASSEMBLY
—23	6275641	1	• TUBING-PAPER SHIELD
—24	5068596	1	• COVER-HAMMER CABLE
—25	1621852	5	• SCREW
—26	1622346	1	• LOCKWASHER
—27	1621852	1	• SCREW
—28	17F4143	1	• BAND COVER ASSEMBLY
—29	17F4109	1	• • SHIELD ASSEMBLY
—30	5068969	2	• MAGNETIC CLIP

## Assembly 7: PRINT MECH/CASTING ASSEMBLY



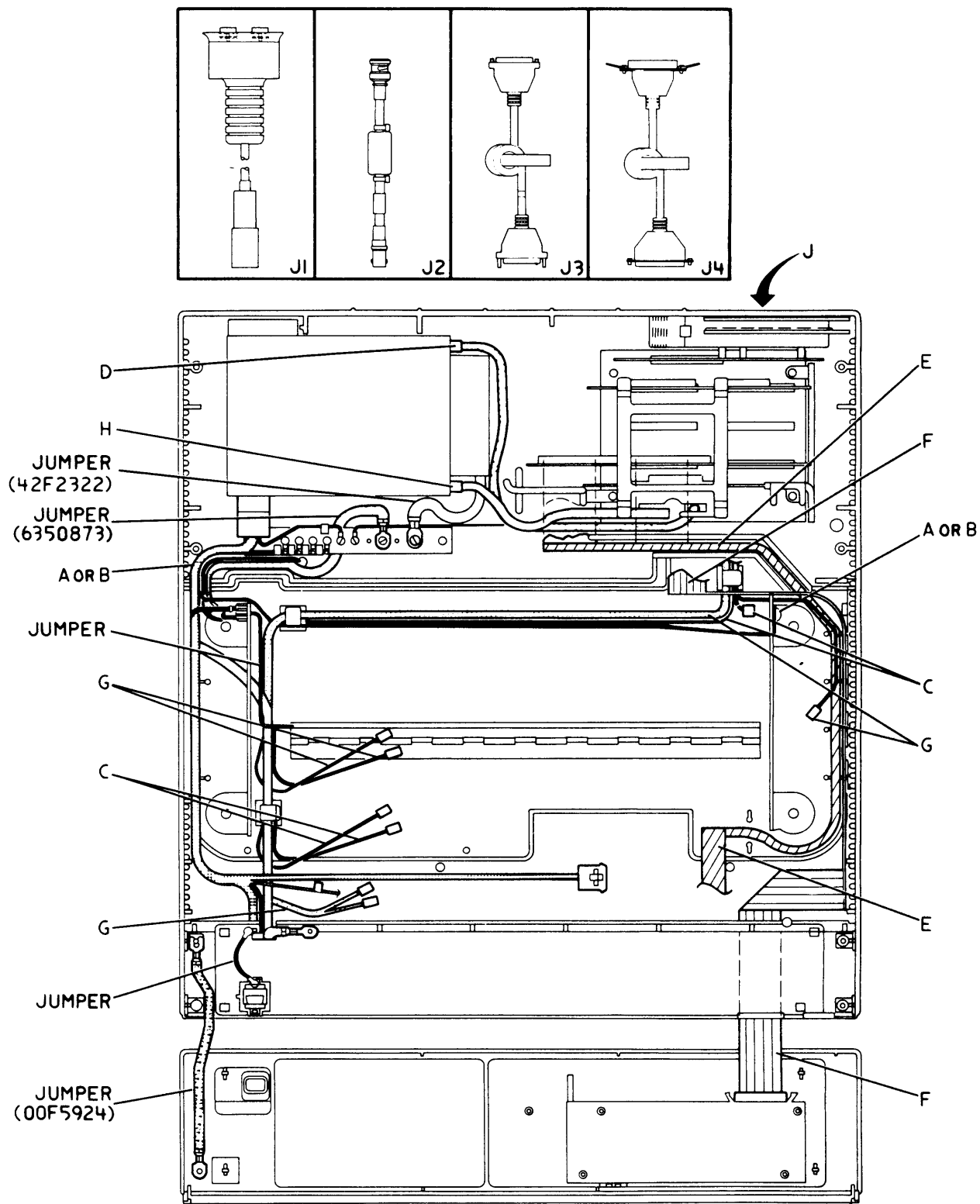
Asm - Index	Part Number	Units	Description
7 -	42F2269	1	PRINT MECH/CASTING ASSEMBLY FOR NEXT HIGHER ASSEMBLY SEE ASSEMBLY 6-1 FOR ILLUSTRATION SEE ASSEMBLY 7
-1	64X7451	1	• CASTING ASSEMBLY 100 - 127/200 - 240
-2	64X7432	1	• BLOWER-DUAL
-3	1621852	2	• SCREW
-4	1621854	2	• SCREW
-5	64X7445	1	• PULLEY ASSEMBLY
-6	64X7446	6	• SHAFT ASSEMBLY
-7	251227	1	• CLIP
-8	62X3172	1	• BELT
-9	42F2337	1	• MOTOR ASM-BAND/RIBBON DRIVE FILTER ASSEMBLY NOT REQUIRED
-10		1	• FILTER ASSEMBLY-NOT USED
-11	1621190	1	• SCREW
-12	29F0310	1	• JUMPER-GND
-13	1622346	2	• LOCKWASHER
-14	62X3180	1	• THRUST WASHER
-15	62X3179	1	• IDLER GEAR
-16	64X7447	1	• TENSIONER ASSEMBLY
-17	1622304	2	• WASHER
-18	1621206	4	• SCREW
-19	1683077	1	• PULLEY
-20	112055	2	• SET SCREW
-21	62X3178	1	• GEAR
-21A	29F0362	1	• GREASE-GEAR NEEDED FOR GEAR REPLACEMENT
-22	1621718	1	• SET SCREW
-23	1611272	1	• KEY
-24	1621852	1	• SCREW-GND
-25	1622346	1	• WASHER-GND

## Assembly 7: (continued)



Asm – Index	Part Number	Units	Description
7–26	5068640	1	• PLATEN ASSEMBLY
–27	00F5944	1	• • SHAFT-PLATEN
–28	5068637	2	• • BUSHING-PLATEN-NEW LEVEL (CLICKING) HAMMER
–28	6113039	2	• • BUSHING-PLATEN-OLD LEVEL (LINAC) HAMMER
–29	64X7581	2	• • CAM-PLATEN
–30	1621174	2	• • SCREW
–31	1621171	4	• SCREW
–32	64X7583	2	• PLATE
–33	42F2229	1	• PLATE-HANDLE
–34	64X7582	1	• HANDLE
–35	1621174	1	• SCREW
–36	1622401	4	• NUT
–37	1621206	1	• SCREW
–38	42F2237	1	• SCREW-FRICTION
–39	1622436	1	• LOCKNUT
–40	1621191	1	• SCREW
–41	1622304	4	• WASHER
–42	62X3134	1	• SENSOR
–43	42F2247	1	• WASHER-RIB DRIVE SHAFT
–44	251227	1	• CLIP
–45	64X7547	2	• POST
–46	6213043	2	• SCREW
–47	1622403	2	• NUT
–48	62X3129	1	• PLATE-LH
–49	1621172	1	• SCREW
–50	42F2266	2	• SPRING
–51	62X3115	1	• PLATE-RH
–52	1621172	1	• SCREW
–53	42F2311	1	• SENSOR-RIBBON
–54	1621171	2	• SCREW
–55	62X3113	1	• LEVER
–56	62X3173	1	• SCREW
–57	64X7450	1	• PIVOT BLOCK ASM
–58	62X3111	1	• SPRING
–59	62X3107	1	• ECCENTRIC NUT
–60	1126833	2	• E-CLIP
–61	62X3106	1	• SHAFT-PIVOT BLOCK
–62	1621496	1	• SCREW
–63	62X3114	1	• IDLER ROTOR
–64	29F0363	1	• E-CLIP BOWED
–65	64X7441	1	• OILER ASM
–66	1621852	2	• SCREW
–67	64X7546	1	• HOUSING-SWITCH
–68	64X7434	1	• SWITCH
–69	64X7449	1	• DRIVE ROTOR ASM
–70	42F2263	1	• TINSEL ASSEMBLY-PLATEN
–71	151066	1	• SPRING

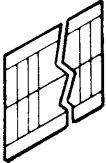
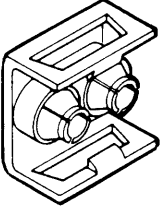

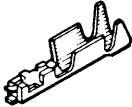
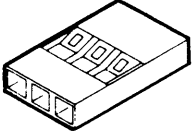
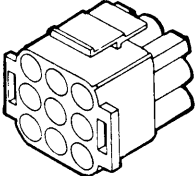

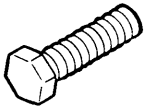
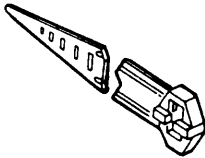
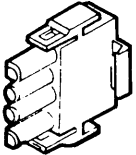
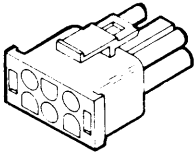
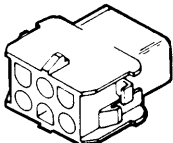
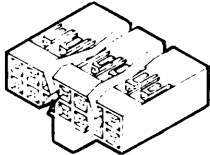
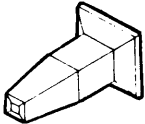
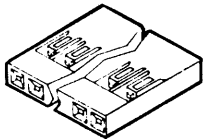
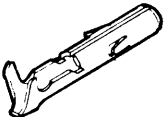
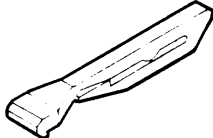
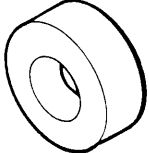
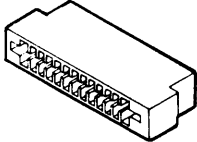
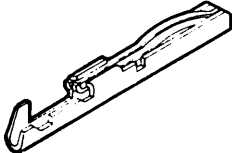
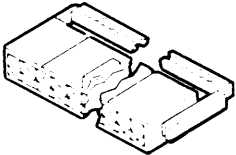
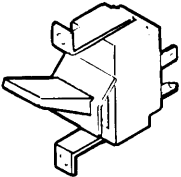
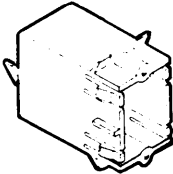
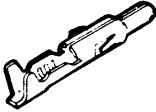

## Assembly 8: CABLE ASSEMBLIES AND COMPONENT PARTS






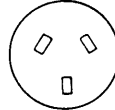
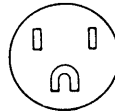
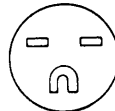
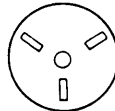
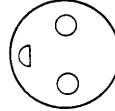
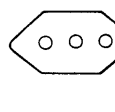
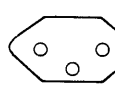

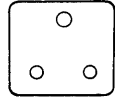
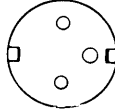
Asm – Index	Part Number	Units	Description
8 – A	34F1741	1	CABLE ASM-AC DIST. HI VOLTAGE (200-240V) FOR COMPONENTS SEE INDEX NOS. 1,2A,2B,3A, 3B,6,7,8,9,10,13,18,20,26,27,28
– B	64X7437	1	CABLE ASM-AC DIST. LO VOLTAGE (100-127V) FOR COMPONENTS SEE INDEX NOS. 1,2,2A,3A, 3B,6,7,8,9,10,13,18,20,26,27,28
– C	17F4134	1	CABLE ASM-MOTOR DRIVER FOR COMPONENTS SEE INDEX NOS. 4A,5,14,15, 17,21
– D	17F4136	1	CABLE ASM-60 VOLT, POWER FOR COMPONENTS SEE INDEX NOS. 1,2,2A,3B, 11,12,18,21A
– E	5068605	1	CABLE ASM-HAMMER DRIVER FOR NEW LEVEL (CLICKING) HAMMER ASSEMBLY 3 CONNECTORS
– E	00F5925	1	CABLE ASM-HAMMER DRIVER FOR OLD LEVEL (LINAC) HAMMER ASSEMBLY 6 CONNECTORS FOR COMPONENTS SEE INDEX NOS. 4,14B,23,24
– F	64X7438	1	CABLE ASM-OPERATOR PANEL FOR COMPONENTS SEE INDEX NOS. 25
– G	64X7439	1	CABLE ASM-SENSORCABLE ASM-SENSOR FOR COMPONENTS SEE INDEX NOS. 3,4,4A,10, 14A,15,16,19
– H	64X7798	1	CABLE ASM-5 VOLT LOGIC POWER FOR COMPONENTS SEE INDEX NOS. 4,14
– J1	64X7856	1	CABLE ASM-INTERFACE (ARTIC-MODEL 012) FOR COMPONENTS SEE INDEX NO. 29 FOR ADDITIONAL PARTS
– J2	23F1026	1	CABLE ASM-INTERFACE (NDS-MODEL 011)
– J3	42F2243	1	CABLE ASM-INTERFACE (SERIAL-MODEL 013)
– J4	42F2244	1	CABLE ASM-INTERFACE (PARALLEL-MODEL 013)

# Assembly 8: (continued)

				
1	2,2A,2B	3,3A,3B	4,4A	5
				
6	7	8	10	11
				
12	13	14,14A,14B	15	16
				
18	19	21,21A	23,23A	24
				
25	26	27	28	29

Asm – Index	Part Number	Units	Description
8 – 1	317296	AR	• LABEL
– 2	378468	AR	• CLAMP
– 2A	378469	AR	• CLAMP
– 2B	378470	AR	• CLAMP
– 3	483676	AR	• TERMINAL-RING
– 3A	483681	AR	• TERMINAL-RING
– 3B	483682	AR	• TERMINAL
– 4	00F5927	AR	• TERMINAL
– 4A	1661528	AR	• TERMINAL
– 5	1229605	AR	• HOUSING
– 6	1471016	AR	• HOUSING-PLUG
– G	64X7439	1	• CABLE ASM-SENSORS
– 8	1622850	AR	• SCREW
– 9	1662777	AR	• GROUND PIN
– 10	1743117	AR	• CABLE TIE
– 11	1847528	AR	• HOUSING-PLUG
– 12	1847530	AR	• HOUSING-PLUG
– 13	1847531	AR	• HOUSING-CAP
– 14	2334918	AR	• HOUSING
– 14A	2334920	AR	• HOUSING
– 14B	2334924	AR	• HOUSING
– 15	2637689	AR	• KEY-PLUG
– 16	2732354	AR	• HOUSING
– 17	2733489	AR	• HOUSING
– 18	4432668	AR	• SOCKET
– 19	5681086	AR	• RETAINER
– 20	5865893	AR	• ADAPTER
– 21	6258903	AR	• FERRITE
– 21A	6350848	AR	• FERRITE
– 23	5068621	AR	• HOUSING
– 24	5068603	AR	• TERMINAL
– 25	64X7592	AR	• CONNECTOR
– 26		AR	• SWITCH
			SWITCH IS PART OF AC DIS CABLE P/N 64X7437
– 27	8665389	AR	• HOUSING
– 28	00F5916	AR	• PIN
– 29	94X3698	1	• SLEEVE (2 PER KIT)

# LINECORD CHART

PLUG	PART NO.	VOLTAGE	USER
	7842129	125V LOCKING	CHICAGO
	7842130	125V LOCKING	USA, CANADA, NICARAGUA, VENEZUELA
	6952284	125V OR 250V	ARGENTINA, BRAZIL, COLOMBIA, PARAGUAY, TRINIDAD TOBAGO, URUGUAY
	6952305	125V OR 250V	AUSTRALIA, NEW ZEALAND, W. SAMOA
	6952297	125V Non-Locking	CHICAGO
	6952296	125V Non-Locking	USA, AFE
	6350814	250V	AFE
	6350815	250V	ISRAEL
	6952325	250V	DENMARK
	6350817	250V	CHILE, ETHIOPIA, ITALY
	6350818	250V	SWITZERLAND, LIECHTENSTEIN
	6350819	250V	AFE, EMEA
	6350820	250V	BURMA, BANGLADESH, HONG KONG, PAKISTAN, REP. OF S. AFRICA
	6350821	250V	EMEA

## Part Number Index

Part Number	Asm— Index Page	Part Number	Asm— Index Page	Part Number	Asm— Index Page	Part Number	Asm— Index Page
112055	7-20 21	1621171	4-22 13	1622302	2-7 5	17F4125	2-14 5
151066	7-71 23		7-31 23		4-49 15		2-33 5
251227	7-7 21		7-54 23		5-15 17	17F4128	2-1 5
	7-44 23	1621172	7-49 23		6-7 19	17F4134	8-C 25
317296	8-1 27		7-52 23	1622304	3-39 11	17F4136	8-D 25
378468	8-2 27	1621174	6-6 19		4-53 15	17F4143	6-28 19
378469	8-2A 27		7-30 23		7-17 21	1743117	8-10 27
378470	8-2B 27		7-35 23		7-41 23	1794555	1-2 3
483676	8-3 27	1621188	2-6 5	1622306	2-11 5	1847528	8-11 27
483681	8-3A 27	1621190	2-16 5		2-32 5	1847530	8-12 27
483682	8-3B 27		2-35 5	1622316	5-14 17	1847531	8-13 27
518611	3-16A 7		3-34 11	1622318	3-18 7	23F1026	8-J2 25
00F5894	1-10 3		3-43 11	1622340	3-44 11	2334918	8-14 27
00F5910	2-24 5		7-11 21	1622344	4-23 13	2334920	8-14A 27
00F5911	2-25 5	1621191	3-3 7	1622346	3-19 7	2334924	8-14B 27
00F5916	8-28 27		3-17 7		3-35 11	2513269	2-3 5
00F5922	3-37 11		4-15 13		6-26 19	2513270	2-4 5
00F5924	3-14 7		6-20 19		7-13 21	2637689	8-15 27
00F5925	8-E 25		7-40 23		7-25 21	2732354	8-16 27
00F5927	8-4 27	1621192	4-27 15	1622401	2-8 5	2733489	8-17 27
00F5928	4-42 15	1621193	3-45 11		4-24 13	29F0304	3-24 9
00F5929	1-9 3	1621196	4-30A 15		7-36 23	29F0305	2-9 5
00F5937	4-26 15	1621197	4-34 15	1622403	3-40 11	29F0310	7-12 21
00F5940	5-16 17	1621206	7-18 21		7-47 23	29F0323	3-8 7
00F5942	5-1 17		7-37 23	1622436	7-39 23	29F0324	3-56 11
00F5944	7-27 23	1621231	3-31 9	1622454	2-13 5	29F0326	3-55 11
00F5945	1-7 3	1621316	4-50 15		2-30 5	29F0328	1-12 3
0811427	3-41 11	1621492	4-10 13	1622850	8-8 27		3-20A 9
0843574	3-22 9		4-51 15	1622855	2-21 5	29F0329	2-27 5
0843576	3-23 9		5-13 17		2-23 5	29F0360	6-10 19
1037401	3-33 11	1621496	7-62 23	1622856	3-11 7	29F0361	6-11 19
1126831	2-12 5	1621508	4-2 13	1622860	1-5 3	29F0362	7-21A 21
	2-31 5		4-48 15		1-11 3	29F0363	7-64 23
	4-38 15		4-54 15	1661528	8-4A 27	29F0365	4-12 13
1126833	5-19 17	1621512	6-18 19	1662777	8-9 27	29F0366	4-17 13
	7-60 23	1621718	7-22 21	1683077	7-19 21	29F0369	4-11 13
1180115	3-48 11	1621852	1-3 3	1695493	6-12 19	29F0371	2-5 5
1180124	5-2 17		6-3 19	17F4109	6-29 19	29F4250	3-42 11
1180135	4-46 15		6-25 19	17F4110	3-47 11	34F1736	1-4 3
1180451	4-40 15		6-27 19	17F4111	3-46 11	34F1741	8-A 25
1229605	8-5 27		7-3 21	17F4118	2-36 5	42F2228	4-52 15
1471016	8-6 27		7-24 21	17F4120	2-37 5	42F2229	7-33 23
1611272	7-23 21		7-66 23	17F4121	1-1 3	42F2232	3-29A 9
1621004	4-44 15	1621854	7-4 21	17F4124	2-26 5	42F2237	7-38 23

Part Number	Asm – Index Page	Part Number	Asm – Index Page	Part Number	Asm – Index Page	Part Number	Asm – Index Page
42F2243	8 – J3 25	6078589	continued	6341227	3 – 4 7	8665547	4 – 3 13
42F2244	8 – J4 25		4 – 41 15	6350771	4 – 16 13	8665549	4 – 39 15
42F2245	3 – 49 11		5 – 5 17	6350840	5 – 8 17	8665550	4 – 35 15
42F2247	7 – 43 23	6078590	4 – 7 13	6350848	8 – 21A 27	8665555	2 – 10 5
42F2261	4 – 25 15	6078601	4 – 45 15	6350854	4 – 36 15		2 – 29 5
42F2263	7 – 70 23	6095844	4 – 43 15	6350873	3 – 16B 7	8678383	3 – 5 7
42F2265	3 – 20 9	6113039	7 – 28 23	6350878	4 – 13 13	94X3698	8 – 29 27
42F2266	7 – 50 23	62X1742	3 – 26 9	6350952	3 – 29 9	99F1962	6 – 22 19
42F2267	3 – 25 9	62X1775	1 – 6 3	6350959	4 – 37 15	99F1965	4 – 13
42F2269	6 – 1 19	62X3097	3 – 16 7	64X7432	7 – 2 21		
	7 – 21	62X3106	7 – 61 23	64X7434	7 – 68 23		
42F2293	3 – 29B 9	62X3107	7 – 59 23	64X7437	8 – B 25		
42F2294	3 – 29C 9	62X3111	7 – 58 23	64X7438	8 – F 25		
42F2301	3 – 7 7	62X3113	7 – 55 23	64X7439	8 – G 25		
42F2302	3 – 6 7	62X3114	7 – 63 23		8 – G 27		
42F2304	3 – 54 11	62X3115	7 – 51 23	64X7441	7 – 65 23		
42F2306	2 – 28 5	62X3123	4 – 28 15	64X7445	7 – 5 21		
42F2308	2 – 19 5	62X3126	4 – 32 15	64X7446	7 – 6 21		
42F2311	7 – 53 23	62X3127	4 – 31 15	64X7447	7 – 16 21		
42F2313	2 – 15 5	62X3129	7 – 48 23	64X7449	7 – 69 23		
	2 – 34 5	62X3134	7 – 42 23	64X7450	7 – 57 23		
42F2315	6 – 8 19	62X3135	3 – 21 9	64X7451	7 – 1 21		
42F2316	1 – 3	62X3140	4 – 33 15	64X7456	4 – 30 15		
42F2321	5 – 17	62X3141	3 – 12A 7	64X7528	5 – 4 17		
42F2322	3 – 57 11	62X3142	3 – 15 7	64X7546	7 – 67 23		
42F2324	3 – 28 9	62X3172	7 – 8 21	64X7547	7 – 45 23		
42F2325	3 – 27 9	62X3173	7 – 56 23	64X7565	6 – 5 19		
42F2337	7 – 9 21	62X3178	7 – 21 21	64X7581	7 – 29 23		
4432668	8 – 18 27	62X3179	7 – 15 21	64X7582	7 – 34 23		
5068596	6 – 24 19	62X3180	7 – 14 21	64X7583	7 – 32 23		
5068601	6 – 13 19	6213043	7 – 46 23	64X7592	8 – 25 27		
5068603	8 – 24 27	6213057	4 – 9 13	64X7594	6 – 2 19		
5068604	6 – 16 19	6213060	5 – 12 17	64X7798	8 – H 25		
5068605	8 – E 25	6213073	2 – 18 5	64X7853	6 – 9 19		
5068606	6 – 17 19	6213090	3 – 38 11	64X7856	8 – J1 25		
5068607	6 – 19 19	6213091	2 – 2 5	6933124	3 – 10 7		
5068608	6 – 14 15	6213092	2 – 22 5	6933204	3 – 13 7		
5068609	6 – 15 19	6213105	5 – 18 17	70X0308	4 – 8 13		
5068621	8 – 23 27	6213107	5 – 6 17	70X0310	3 – 30 9		
5068637	7 – 28 23	6213108	5 – 7 17	70X0319	4 – 4 13		
5068640	7 – 26 23	6240127	4 – 5 13	70X0363	5 – 9 17		
5068969	6 – 30 19	6240136	3 – 32 9	70X0390	4 – 14 13		
5492542	4 – 21 13	6240165	1 – 8 3	8665389	8 – 27 27		
56X7348	2 – 17 5	6258903	8 – 21 27	8665416	4 – 47 15		
5681086	8 – 19 27	6275609	3 – 36 11		5 – 17 17		
5865893	8 – 20 27	6275627	4 – 19 13	8665419	4 – 18 13		
6078589	4 – 6 13	6275633	4 – 20 13	8665432	5 – 10 17		
	4 – 29 15	6275641	6 – 23 19	8665508	2 – 20 5		

# Readers' Comments

**IBM 4234 Printer**

**Models 007, 008, 009, 011, 012, and 013**

**Parts Catalog**

**Publication No. SC31-3739-2**

**Is there anything you especially like or dislike about this book? Feel free to comment on specific errors or omissions, accuracy, organization, or completeness of this book.**

IBM may use or distribute whatever information you supply in any way it believes appropriate without incurring any obligation to you, and all such information will be considered nonconfidential.

**Note:** Do not use this form to report system problems or to request copies of publications. Instead, contact your IBM representative or the IBM branch office serving you.

**Would you like a reply?    ☐ YES    ☐ NO**

\_\_\_\_\_  
Name

\_\_\_\_\_  
Address

\_\_\_\_\_  
Company or Organization

\_\_\_\_\_  
Phone No.

Fold and Tape

Please do not staple

Fold and Tape



## BUSINESS REPLY MAIL

FIRST CLASS MAIL PERMIT NO. 40 ARMONK, NEW YORK

POSTAGE WILL BE PAID BY ADDRESSEE

Pennant Systems Inc.  
Printer Serviceability Engineering  
Department R53  
PO BOX 6  
ENDICOTT NY 13760-9987

NO POSTAGE  
NECESSARY  
IF MAILED IN THE  
UNITED STATES



Fold and Tape

Please do not staple

Fold and Tape



---

## Readers' Comments

**IBM 4234 Printer  
Models 007, 008, 009, 011, 012, and 013  
Parts Catalog**

**Publication No. SC31-3739-2**

**Is there anything you especially like or dislike about this book? Feel free to comment on specific errors or omissions, accuracy, organization, or completeness of this book.**

IBM may use or distribute whatever information you supply in any way it believes appropriate without incurring any obligation to you, and all such information will be considered nonconfidential.

**Note:** Do not use this form to report system problems or to request copies of publications. Instead, contact your IBM representative or the IBM branch office serving you.

**Would you like a reply?    ☐ YES    ☐ NO**

\_\_\_\_\_  
Name

\_\_\_\_\_  
Address

\_\_\_\_\_  
Company or Organization

\_\_\_\_\_  
Phone No.


Fold and Tape

Please do not staple

Fold and Tape



NO POSTAGE  
NECESSARY  
IF MAILED IN THE  
UNITED STATES



## BUSINESS REPLY MAIL

FIRST CLASS MAIL PERMIT NO. 40 ARMONK, NEW YORK

POSTAGE WILL BE PAID BY ADDRESSEE

Pennant Systems Inc.  
Printer Serviceability Engineering  
Department R53  
PO BOX 6  
ENDICOTT NY 13760-9987



Fold and Tape

Please do not staple

Fold and Tape



Printed In U.S.A.

International Business Machines Corporation  
Order No.SC31-3739-2  
5/92  
Printed In USA

SC31-3739-2

